

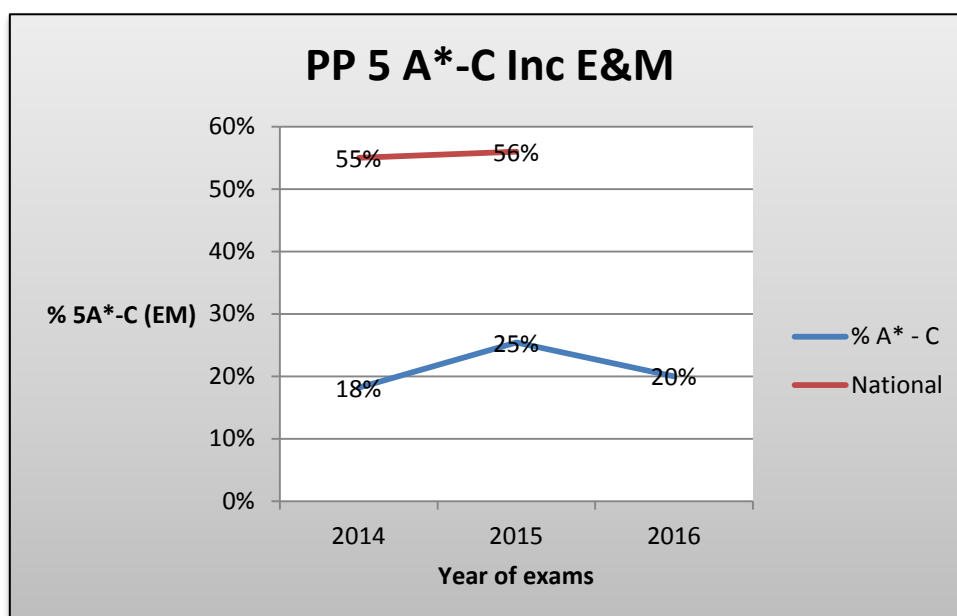
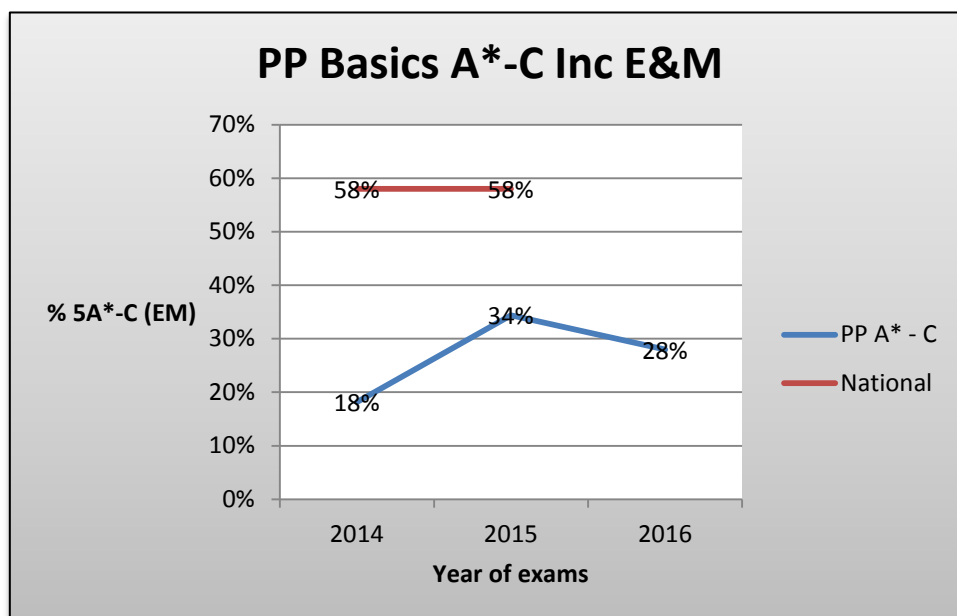
The Pingle School: Pupil Premium Impact 2015-16

For the academic year 2015-16, The Pingle School was granted a total of £294,000 in Pupil Premium. This money was specifically given for schemes to support the progress of children on free school meals, those who have been in receipt of free school meals over the past 6 years, children adopted from care and children of armed services personnel. More details on our use of Pupil Premium is available within the Pupil Premium policy ([click here to view the PP policy](#)).

The money was spent in a variety of ways:

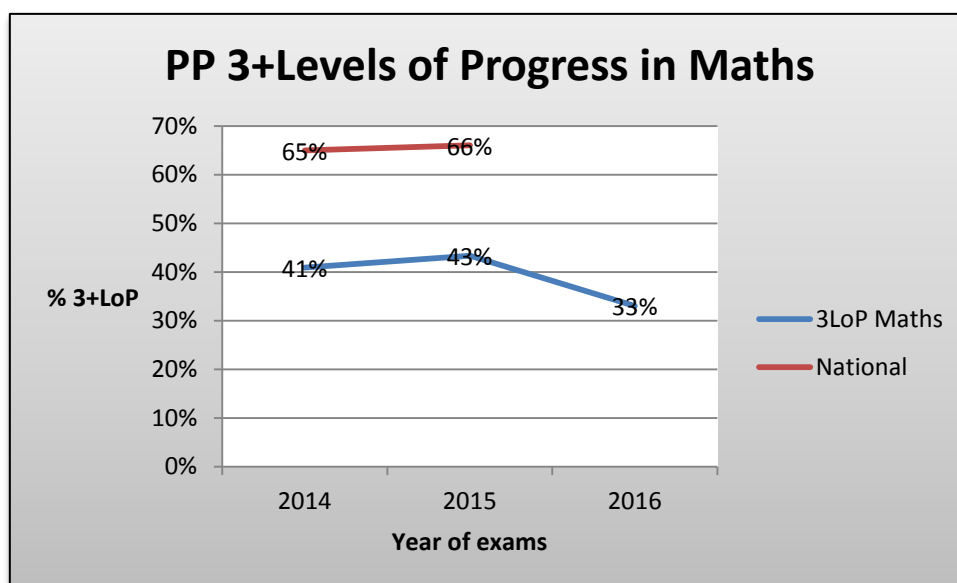
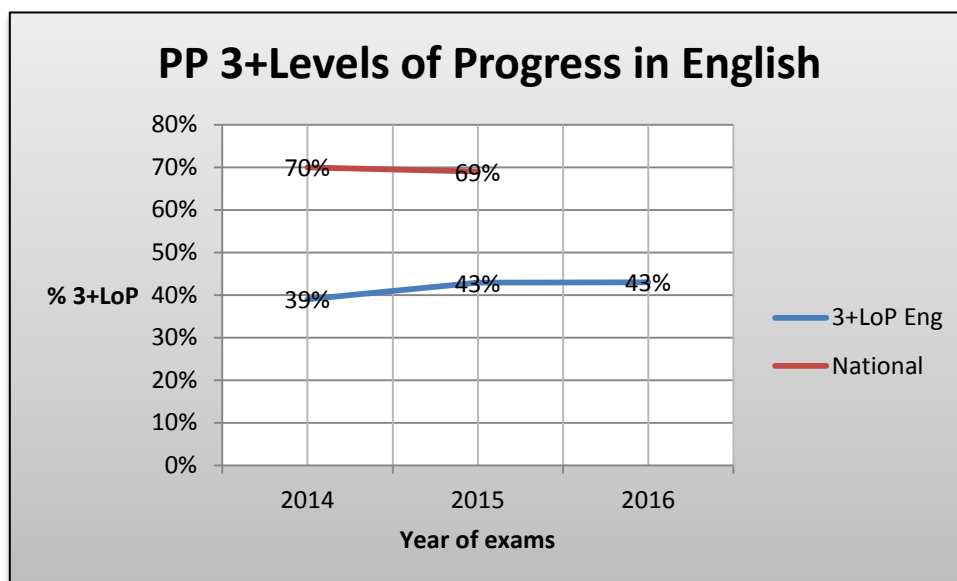
- running intervention support sessions in English and maths using qualified teachers.
 - funding for individual students for school visits, uniform, ICT resources, music tuition and writing materials.
 - the post of an intervention co-ordinator who leading peer to peer and online intervention schemes, whilst measuring the impact of interventions on a regular basis.
 - the behaviour managers, working closely to remove barriers to learning of Pupil Premium students and monitoring the impact on their academic progress.
 - a Pupil Premium mentor, supporting students to improve behaviour for learning, achievement and attendance of targeted students.
 - summer schools to build on the transition programme and build confidence amongst students.
 - a dedicated counselling service, called 'Safespeak', where students can talk in confidence about personal issues that might be barriers to learning.
 - an online tuition system, called TUTE which operates specifically for Pupil Premium students, for focussed support in maths and English.
 - a teaching assistant team, providing English 'reading recovery' programmes for Pupil Premium students.
 - students in receipt of Pupil Premium are entitled to free breakfasts, either in the cafeteria or the pupil support centre to ensure they are able to start the day in the correct manner and ready to learn.
 - funding towards alternative provision schemes, providing a curriculum and support for students in school, who have difficulty accessing mainstream lessons.
 - Funding for a member of teaching staff to take responsibility for raising the attendance of all Pupil Premium students.
 - Funding for a member of teaching staff to take responsibility for co-ordinating interventions for Pupil Premium students.
-

The Pingle School: Pupil Premium Impact 2015-16



- Basic figure of A*-C (EM) has risen over a 3 year period, but fell in 2016. 28% (2016) represents an increase of 10% since 2014.
 - 5A*-C (EM) has risen by 2% between 2014 and 2016, but fell in 2016 when compared to 2015.
-

The Pingle School: Pupil Premium Impact 2015-16



- Expected progress of Pupil Premium students in English had risen from 39.5% (2014) to 42.9% in 2015 and continued to rise to 43% in 2016 indicating a 3.5% rise since 2014.
 - Expected progress of Pupil Premium students in maths has risen from 41% (2014) to 43% (2015) but has fallen to 33% in 2016. This figure remains below the 2015 National Average of 66%.
-

The Pingle School: Pupil Premium Impact 2015-16

PUPIL PREMIUM GAP

	YEAR	PP	NON PP	DIFF
Cohort	2016	50	118	
	2015	63	127	
	2014	44	165	
Capped 8 APS	2016	219	289	70
	2015	240	286	46
	2014	231	297	66
5A*- C (EM)	2016	20%	53%	33%
	2015	25.4%	52%	26.6%
	2014	18.2%	54.5%	36.3%
5A*-C	2016	22%	54%	32%
	2015	28.6%	55.1%	26.5%
	2014	27%	58%	31%
A*-C in E & M	2016	28%	60%	32%
	2015	34.4%	54.8%	20.4%
	2014	18.2%	57.6%	39.4%
1A*-A	2016	12%	22%	10%
	2015	17%	33%	16%
	2014	13.6%	34.5%	20.9%
3+ LoP ENGLISH	2016	43%	74%	31%
	2015	42.9%	69.3%	26.4%
	2014	39.5%	62.7%	23.2%
3+ LoP MATHS	2016	33%	61%	28%
	2015	43.3%	60.7%	17.4%
	2014	40.9%	54%	13.1%

- There were 50 students who are included in the pupil premium figures compared to 63 in 2015. This accounted for 30% of the year group.
- 20% achieved 5A*-C EM compared to 25.4% who achieved this in 2015.
- 26% achieved basic measure of A*-C in EM compared to 34.4% in 2015 although this still remains 8% higher than 2014 figure of 18%.
- Expected progress in English has remained at 43% but has dropped by 12% in Maths.
- After the disappointing results in 2014 we have taken a different approach to supporting PP students through a specific PP intervention team, more extensive tracking of PP students throughout school in both KS3 and KS4 which would appear to have had a significant impact in 2014 but not in 2016. Results in 2016 were adversely affected by 14 PP students being educated within the Learning Support Base or within Alternative Provision.

The Pingle School: Pupil Premium Impact 2015-16

PUPIL PREMIUM GAP

	cohort	Pingle Gap 2015 Pingle PP vs Pingle Non PP	National Gap 2015 Pingle PP vs Nat Non PP	2015-16 Pingle PP	2015-16 Pingle Non PP	Pingle Gap 2016 Pingle PP vs Pingle non PP	Projected National Gap 2015/16 Projected Pingle PP vs Nat Non PP
5+ A*-C including English & Maths	167	-27	-38	20	53	-33	-43
APS (best eight GCSEs)		-66.7	-84.6	219.74	289.11	-69.37	-106.86
Expected Progress (Eng)		-24	-29	43	74	-31	-31
More than Expected Progress (Eng)		-15	-23	14	28	-14	-20
Expected Progress in Maths		-18	-30	33	61	-28	-39
More than expected Progress in Maths		-15	-22	8	24	-16	-27
Average Total Progress 8				-0.79	-0.43	-0.36	

The Pingle School: Pupil Premium Impact 2015-16

