






The Pingle School: Exam Analysis 2014-2015

PUPIL PREMIUM GAP

	YEAR	PP	NON PP	DIFF	Gap closed since 2014
Cohort	2015	63	127		
	2014	44	165		
	2013	53			
Capped 8 APS	2015	240	286	46	 20 points
	2014	231	297	66	
	2013				
5A*- C (EM)	2015	25.4%	52%	26.6%	 10%
	2014	18.2%	54.5%	36.3%	
	2013	27%	47%	20%	
5A*-C	2015	28.6%	55.1%	26.5%	 4%
	2014	27%	58%	31%	
	2013	41%	71%	30%	
A*-C in E & M	2015	34.4%	54.8%	20.4%	 19%
	2014	18.2%	57.6%	39.4%	
	2013	30%	48%	18%	
1A*-A	2015	17%	33%	16%	 5%
	2014	13.6%	34.5%	20.9%	
	2013	7%	22%	15%	
3+ LoP ENGLISH	2015	42.9%	69.3%	26.4%	3.4% increase on PP figures
	2014	39.5%	62.7%	23.2%	
	2013	42%	57%	15%	
3+ LoP MATHS	2015	43.3%	60.7%	17.4%	2.4% increase on PP figures
	2014	40.9%	54%	13.1%	
	2013	36%	53%	17%	

- There were 63 students who are included in the Pupil Premium figures compared to 44 in 2014. This accounted for 33% of the year group.
- 25.4% achieved 5A*-C EM compared to just 18.2% who achieved in 2014.
- 34.4% achieved basic measure of A*-C in EM compared to 18.2% in 2014.
- Expected progress in both maths and English has risen for PP students by 2.4% and 3.4% respectively.
- After the disappointing results in 2014 we have taken a different approach to supporting PP students through a specific PP intervention team, more extensive tracking of PP students throughout school in both KS3 and KS4 which would appear to have had a significant impact.
- We are very pleased with the improvements we have made in closing the PP gap.